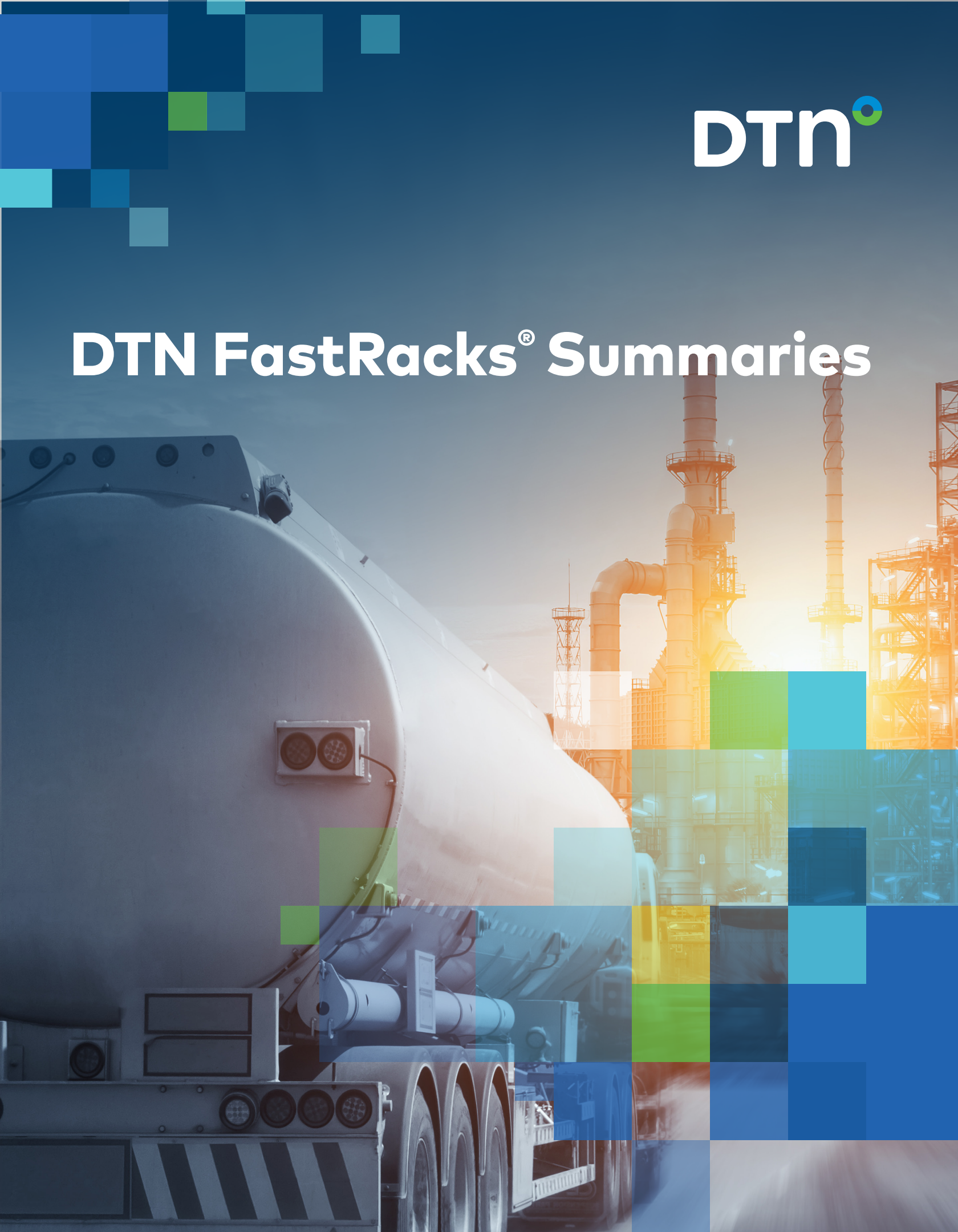




# DTN FastRacks® Summaries



## FAQs

### New Summaries in DTN Fuel Buyer®, DTN Fuel Seller®, and DTN ProphetX®

<b>Why new summaries?</b>	DTN FastRacks has provided these new summaries in response to client's requests. Many clients are starting to use these as benchmarks in contracts. These summaries are calculated prices that have undergone the DTN quality control process and analysis. A summary can be an average of two or more prices or can be a single price like the Daily 2nd low.
<b>How do we calculate the new summaries?</b>	Summaries are calculated based on either wholesale branded, unbranded, or all suppliers' posted prices. Only "updated" prices are included. An updated price is one for which DTN has received a current daily price notification. We eliminate all prices marked with an "x" from the summaries. The summaries are created at the time they are requested in DTN Fuel Buyer/DTN Fuel Seller or when they are sent to DTN ProphetX.
<b>What is special about the 2nd Low, average of 2 Low and 3 Low?</b>	We use a "city" view to create these versus our traditional method of terminal pricing. What this means is a supplier may have more than one price at the rack. For example at Bettendorf, Iowa both Flint Hills and GROWMARK have two prices for Ultra Low Sulfur Diesel #2. (see sample below). In Flint Hill's case the prices are the same, but for GROWMARK they are different. When you look at the city view, you see we only have one price for Flint Hills and the lowest price for GROWMARK. The reason for doing this is so a supplier's second price does not show up as the 2nd low. However, if a different supplier has the same price, it will show up as the 2nd low. If there are not enough prices to meet the summaries' definition, there will be no price.
<b>What is the difference between branded and unbranded?</b>	Branded products are sold at locations under a specific supplier's name or brand. Think about Shell, Marathon, Phillips 66. Unbranded products are sold at independent locations, where a customer can purchase unbranded product from an unbranded supplier. Think about Kwik Trip, Kum & Go, Casey's.
<b>Why are some prices marked as outages?</b>	In this case, "outage" does not refer to product availability. Instead, it indicates that a price appears to be unreasonably high or low as compared to other prices, and therefore was not included in DTN FastRacks summaries. We denote this by using an x next to the price. Outages are marked during our quality control procedures, which occur multiple times per day.
<b>Are summaries calculated as gross or net prices?</b>	The summaries you receive typically match the price set up on your DTN FastRacks report. That is, if you have selected to receive gross prices for your report, most summaries will reflect gross prices. Likewise, if you select net prices for your report, most summaries will reflect net prices. Gross prices show the price before prompt payment discounts are applied. Net prices show the price after prompt payment discounts are applied.

Table 1: Gross averages

Summary name	Information included
Daily 2nd low gross	The 2nd lowest gross posted price (could be b or u)
Daily average of 2 lowest gross	The average of the two lowest gross posted prices (could be b or u)
Daily average of 3 lowest gross	The average of the three lowest gross posted prices (could be b or u)
Daily average of 4 lowest gross	The average of the four lowest gross posted prices (could be b or u)
Daily 2nd unbranded low gross	The 2nd lowest unbranded gross posted price
Daily average of 2 lowest unbranded gross	The average of the two lowest unbranded gross posted prices
Daily average of 3 lowest unbranded gross	The average of the three lowest unbranded gross posted prices
Daily 2nd branded low gross	The 2nd lowest branded gross posted price
Daily average of 2 lowest branded gross	The average of the two lowest branded gross posted prices
Daily average of 3 lowest branded gross	The average of the three lowest branded gross posted prices

Table 2: Net averages

Summary name	Information included
Daily 2nd low net	The 2nd lowest net posted price (could be b or u)
Daily average of 2 lowest net	The average of the two lowest net posted prices (could be b or u)
Daily average of 3 lowest net	The average of the three lowest net posted prices (could be b or u)
Daily 2nd unbranded low net	The 2nd lowest unbranded net posted price
Daily average of 2 lowest unbranded net	The average of the two lowest unbranded net posted prices
Daily average of 3 lowest unbranded net	The average of the three lowest unbranded net posted prices
Daily 2nd branded low net	The 2nd lowest branded net posted price
Daily average of 2 lowest branded net	The average of the two lowest branded net posted prices
Daily average of 3 lowest branded net	The average of the three lowest branded net posted prices

## Terminal View

dtn FastRacks (tm) Ultra Sulfur Diesel Undyed  
PADD2 0056 Bettendorf, IA Currency=USD, Unit of Measure=GLL  
Move

Supplier		City	Terminal	EX	C	ULS	#2	Move	ULS #1	ULS PR	Date	Term
FlintHill	u	Btttd	Buckeye		Y	+1.0975	+0.0200	-----	-----		0323	N-10
FlintHill	U	Btttd	Magellan		Y	+1.0975	+0.0200	-----	-----		0323	N-10
HTP Energy	U	Btttd	Magellan		Y	+1.0980	+0.0200	-----	-----		0323	N-10
GROWMARK	U	Btttd	U.S Oil		Y	+1.1125	+0.0112	-----	-----		0323	N-10
WFS WES1	U	Btttd	Magellan		Y	+1.1150	+0.0200	-----	-----		0323	NRPT
GROWMARK	U	Btttd	Magellan		Y	+1.1151	+0.0112	-----	-----		0323	N-10
Valero	U	Btttd	Magellan		Y	+1.1169	+0.0095	-----	-----		0323	N-10
Rack 2nd Low	G					1.0975						
Rack Low 2 Avg	G					1.0975						
Rack Low 3 Avg	G					1.0977						

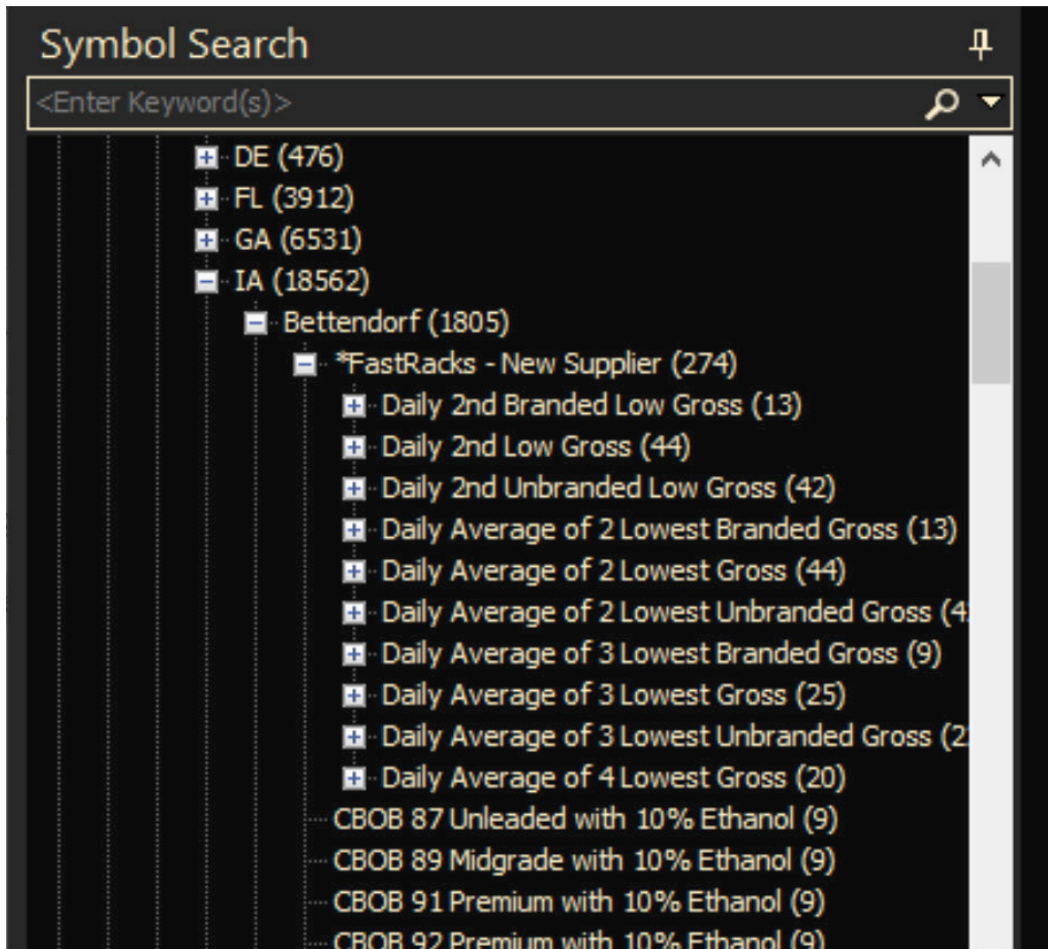
## City View

dtn FastRacks (tm) Ultra Sulfur Diesel Undyed  
PADD2 0056 Bettendorf, IA Currency=USD, Unit of Measure=GLL  
Move

Supplier		City	Terminal	EX	C	ULS	#2	Move	ULS #1	ULS PR	Date	Term
FlintHill	u	Btttd	Buckeye		Y	+1.0975	+0.0200				0323	N-10
HTP Energy	U	Btttd	Magellan		Y	+1.0980	+0.0200				0323	N-10
GROWMARK	U	Btttd	U.S Oil		Y	+1.1125	+0.0112				0323	N-10
WFS WES1	U	Btttd	Magellan		Y	+1.1150	+0.0200				0323	NRPT
Rack 2nd Low	G					1.0980						
Rack Low 2 Avg	G					1.0978						
Rack Low 3 Avg	G					1.1027						

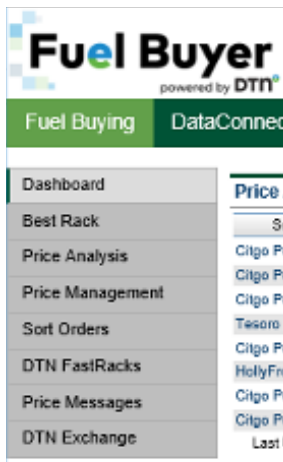


## Sample from DTN ProphetX Symbol Search



## Where to find in DTN Fuel Buyer/DTN Fuel Seller

- 1 Under the Fuel Buying tab select "Price Management"



- 2 Then Select, "Price Formulas"



- 3 Select Advanced Price Formula



### Price Formulas [Learn more: Price Formulas](#)

[Price Formula | Manage Existing](#)  
Create simple price formula based on rack prices

[Advanced Price Formula | Manage Existing | Component Search](#)  
Create price formula with fixed effective time and/or using index

[Copy Price | Manage Existing](#)  
Copy price posted at one terminal and make available at another

- 4 Under Component, you select "FastRacks Index"

### New Advanced Price Formula

Create price formula with fixed effective time and/or using index

Name:

**1 Select Base Prices**

Component: **FastRacks Index** 100 % Component

Select a FastRacks Basis:

Select a Product:

Enter an adjustment (optional):  ☒ Dollar (\$) ☐ Percent (%)

- 5 Then the list of summaries will be listed when you select a DTN FastRacks Basis

**1 Select Base Prices**

Component: **FastRacks Index** 100 % Component

Select a FastRacks Basis:

**Select a FastRacks Basis**

- AM Branded Rack Avg Gross FastRacks Index
- AM Rack Average Gross FastRacks Index
- AM Rack Average Net FastRacks Index
- AM Rack Low Gross FastRacks Index
- AM Rack Low Net FastRacks Index
- AM Unbranded Rack Avg Gross FastRacks Index
- AM Unbranded Rack Avg Net FastRacks Index
- AM Unbranded Rack Low Gross FastRacks Index
- Contract Average
- Contract Net Average
- Daily 2nd Branded Low Gross
- Daily 2nd Branded Low Net
- Daily 2nd Low Gross
- Daily 2nd Low Net
- Daily 2nd Unbranded Low Gross
- Daily 2nd Unbranded Low Net
- Daily Average of 2 Lowest Branded Gross
- Daily Average of 2 Lowest Branded Net
- Daily Average of 2 Lowest Gross
- Daily Average of 2 Lowest Net
- Daily Average of 2 Lowest Unbranded Gross
- Daily Average of 2 Lowest Unbranded Net
- Daily Average of 3 Lowest Branded Gross
- Daily Average of 3 Lowest Branded Net

**3 Select 1**

- ☐ NY, Low
- ☐ NY, Lind
- ☐ NY, Man
- ☐ NY, Man
- ☐ NY, Man